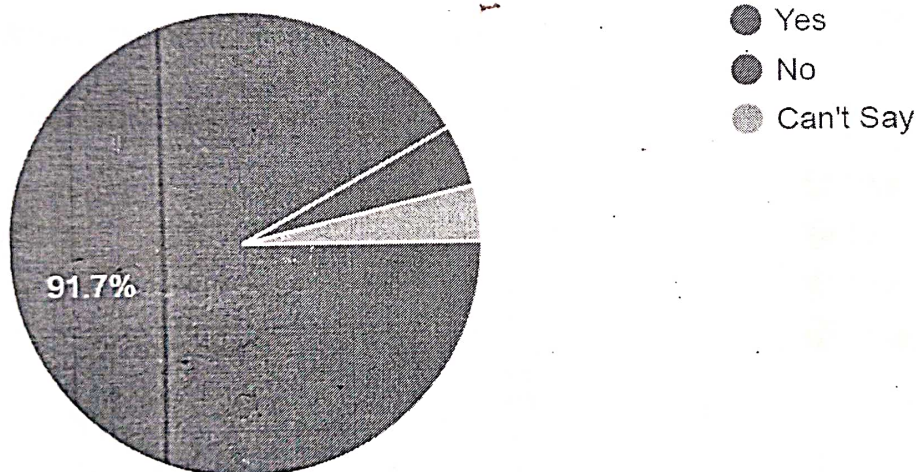


Student's Feedback Analysis - 2021-2022

Introduction: College seeks feedback from the students in order to assess the problems encountered by the students during their entire period of education in the institution. It provides an opportunity to the students to present a candid view on teaching and learning, general administration etc. and give their opinion on aspects which they feel need attention. It also helps college administration to review its policies and improve upon its academics and other facilities at regular basis.

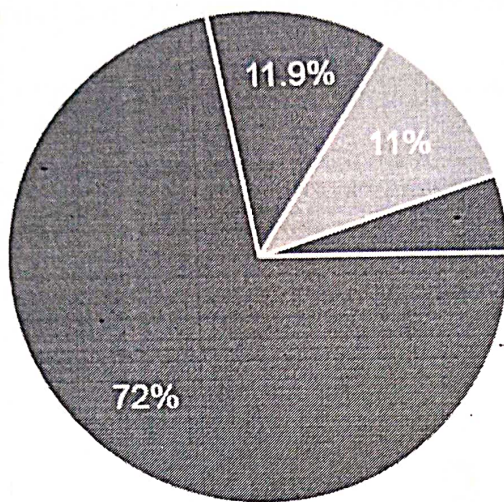
The process of collecting feedback is voluntary. All students are however; encouraged to give the feedback in every academic session. Feedback is collected by online form (provided by college) or downloading the form from college website. All the information received, used for analysis and evaluation.

1. Enjoying the Course of Choice base Credit System



Above diagram shows that, nearly 91.70% of the students were enjoying choice base credit system and only 8.30% students were reported not enjoying or not sure about choice base credit system.

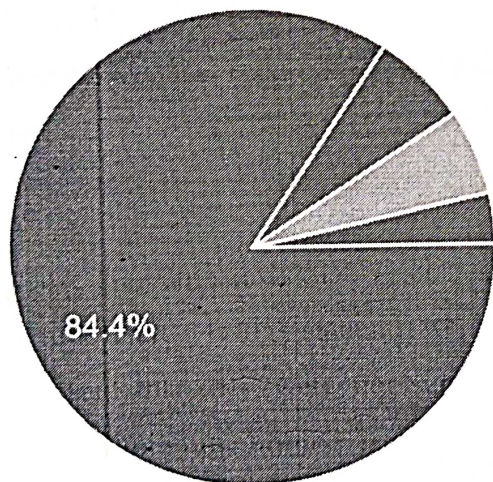
2. The Syllabus completed within time limit



- Yes
- No
- Can't Say
- Unsatisfactory

Above diagram shows that, 72.00% students were reported that syllabus has been completed within time and 11.90% students were reported that not completed within time and 11.00% students said that they were not sure and 5.10% reported unsatisfactory about the syllabus completed within time limit.

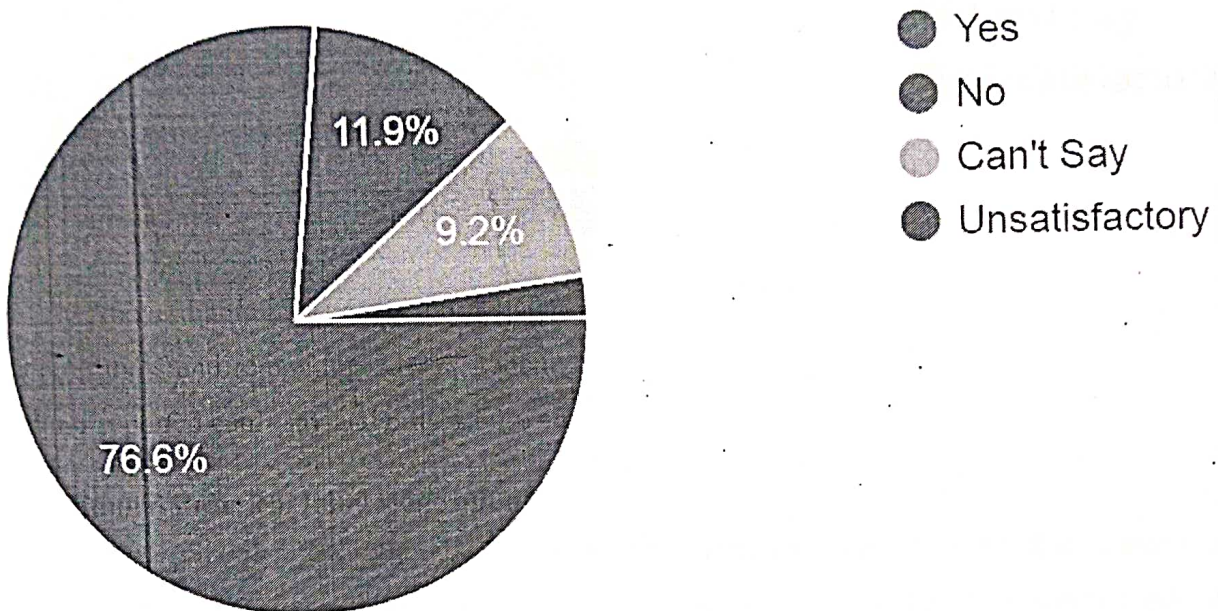
3. Happy with teaching tools



- Yes
- NO
- Can't Say
- Unsatisfactory

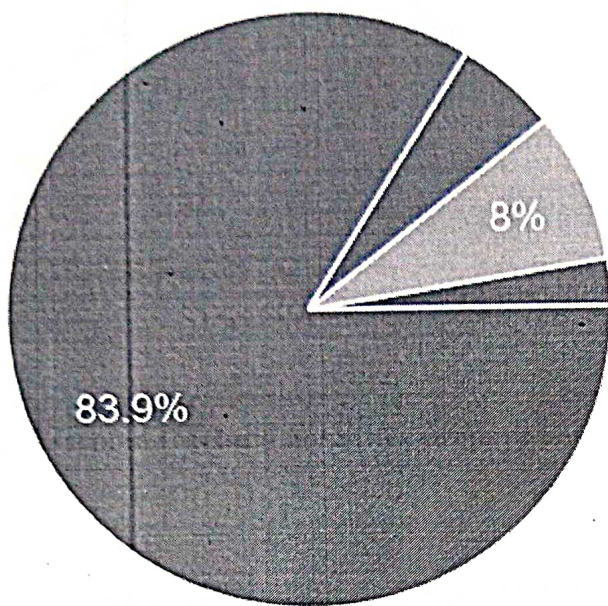
Above diagram indicates that 84.40% students were reported that they were happy with teaching tools and remaining 7.00% students were not happy with teaching tools. Only 7.00% students reported can't say and only 1.60% students claimed unsatisfactory with teaching tools.

4. Additional Practical knowledge out of Syllabus



Above diagram indicates that 76.60% students were reported that they were getting additional practical knowledge out of syllabus and 11.90% students were reported not getting additional practical knowledge out of syllabus. Only 9.20% students were reported that can't say and 2.30% students were reported unsatisfactory remark about the additional practical knowledge out of syllabus.

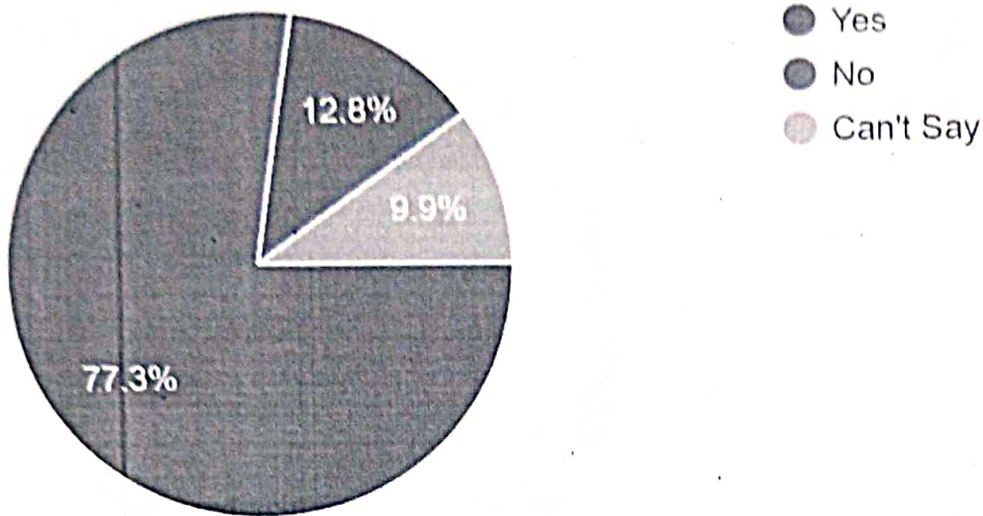
5. Classroom teaching activities prepare yourself to update your knowledge



- Yes
- No
- Can't Say
- Unsatisfactory

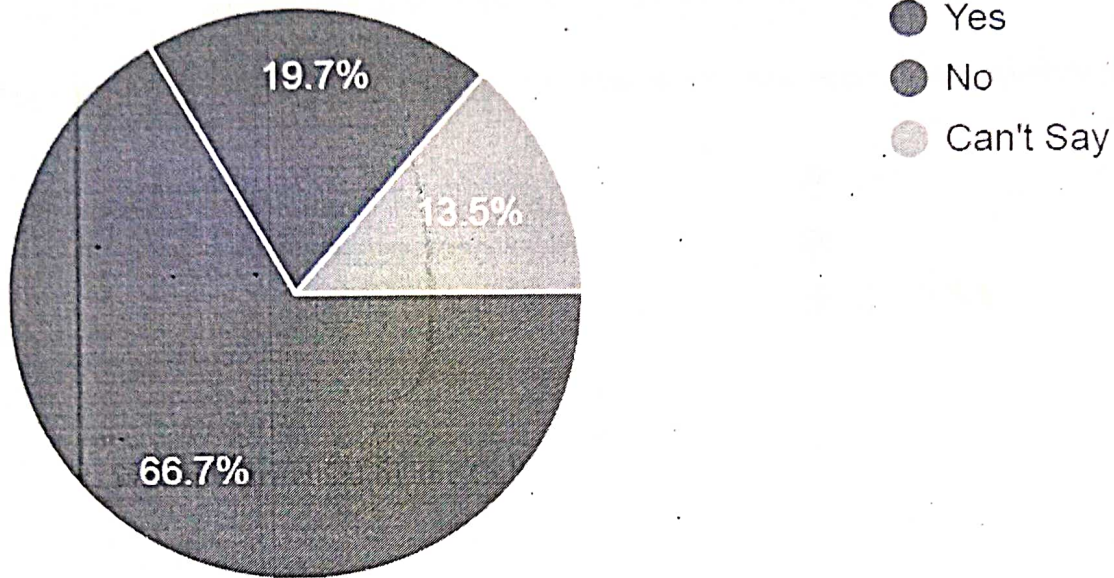
Above diagram indicates that over 83.90% students were reported that classroom teaching activities prepare themselves to update their knowledge and 8.00% students reported that can't say, 6.10% students reported that classroom teaching activities not prepare themselves to update their knowledge and 2.00% students reported that unsatisfactory remark about the classroom teaching activities prepare themselves to update their knowledge.

6. Getting required help from College Administrative Staff



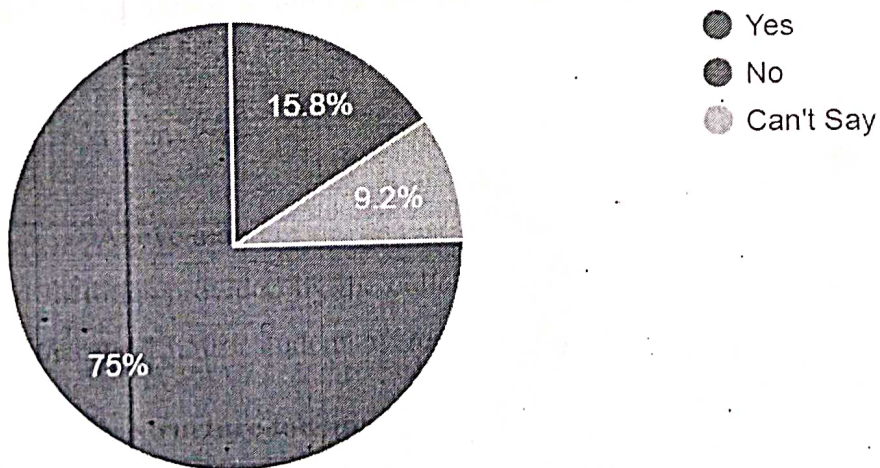
Above diagram indicates that, 77.30% students were reported that they were getting all information from college administrative staff, 12.80% students were reported that they were not getting all information from college administrative staff and 9.90% students were reported can't say remark about the getting all information from college administrative staff.

7. The Sports facilities provided by the College



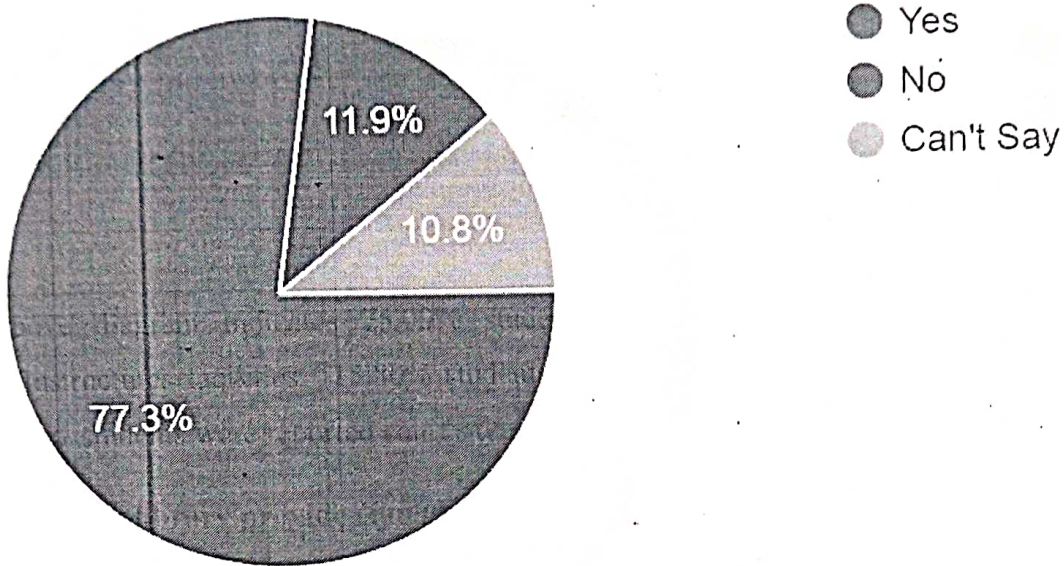
Above diagram shows that , 66.70% student were reported that they were satisfied with sport facilities provided by the college, 19.70% students were reported not satisfied with sport facilities and 13.50% students were reported unsatisfactory with sport facilities.

8. The infrastructure facilities which is provided by College



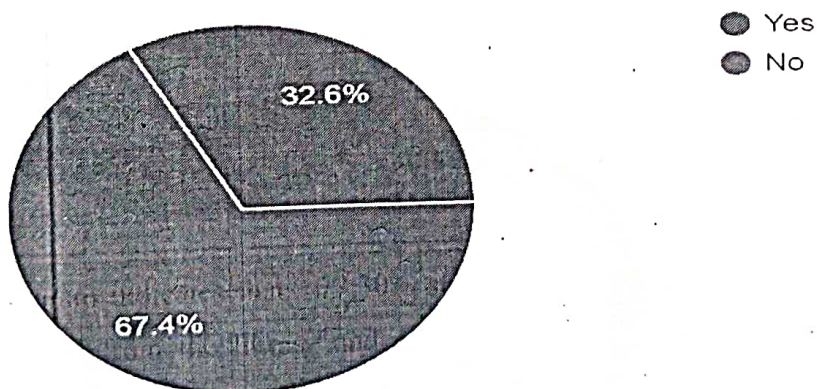
Above diagram indicates 75.00% student were reported that they were satisfied about infrastructures facilities, 15.80% students were reported that they were not satisfied and only 9.20% students were reported can't say remark about the infrastructure facilities.

9. College library provide enough reading material as per your choice and requirement




Above diagram indicates that, 77.30% students were reported that they were getting required study material from the library and only 11.90% students were reported that they were not getting required material from the library.

10. Getting Syllabus and old question Papers from Library



Above diagram indicates that, 67.40% student were reported that they were getting previous old question paper from the library and only 32.60% students were reported that they were not getting old question paper from the library.


11. Getting more practical knowledge from Laboratory



- Yes
- No

Above diagram indicates that 75.30% students were reported that they were getting practical knowledge from the laboratory and only 24.70% students were reported that they were not getting practical knowledge from the laboratory.

12. Getting enough help from College Examination Section



- Yes
- No

Above diagram indicates that, 85.90% students were reported that they were getting enough help from the examination department and only 14.10% students were reported that they were not getting enough help from the examination department.


Students Feedback Report: 2021-2022

It has been observed that nearly 91.70% students were enjoying choice base credit system and 8.30% students were not enjoying choice base credit system. It has been noticed that 72.00% students were said that, syllabus was completed within time, 11.90% student said that syllabus was not completed within time, 11.00% student said can't say and 5.10% were unsatisfactory. It has been found that 84.40% students were happy with teaching tools and 7.00% were not happy with teaching. 7.00% students reported can't say, 1.60% students were unsatisfactory with teaching tools. It has been studied that 76.60% students were getting additional knowledge out of the syllabus, 11.90% students were not getting additional knowledge, 9.20% students were responded can't say, 2.30% students were unsatisfactory. It has been examined that 83.90% students were said that, classroom teaching activities prepare themselves to update their knowledge, 8.00% students were said can't say, 6.10% students were not satisfied, 2.00% students were unsatisfactory. It has been noticed that 77.30% students were getting all information from college administrative staff, 12.80% students were not getting all information from college administrative staff and 9.90% students were said can't say. It has been seen that 66.70% student were satisfied with sport facilities provided by the college, 19.70% students were not satisfied with sport facilities and 13.50% students were unsatisfactory. It has been observed that 75.00% student were satisfied about infrastructures facilities, 15.80% students were not satisfied and 9.20% students were reported can't say. It has been marked that 77.30% students were getting required study material from the library, 11.90% students were not getting material from the library. It has been monitored that 67.40% students were getting previous old question paper from the library, 32.60% students were not getting old question paper from the library. It has been examined

examined that 75.30% students were getting practical knowledge from the laboratory, 24.70% students were not getting practical knowledge from the laboratory. It has been noticed that 85.90% students were getting enough help from the examination department, whereas 14.10% students were not getting enough help from the examination department.

Suggestions:

1. Maintain continuous communication with students.
2. Provide more lecture series, guest lectures, workshops, educational movies, etc.
3. Provide modern sport facilities for students.
4. Arrange "Book Bank Facility" those who are economical backward students.
6. Provide old question papers as per requirement of students.
7. Provide well-equipped laboratory.
8. Provide continuous co-operation and help from examination department.


Prof. Dr. A. U. Majad
IEAC Coordinator


ACTING PRINCIPAL
Samaj Bhushan Baburao alias Appasaheb
Jedhe Arts, Commerce & Science College
Pune-411 002.